

November 16, 2018

IOWA WORKFORCE DEVELOPMENT FIELD INFORMATION MEMO
NO: 18-08

TYPE: General


TOPIC: Average Unemployment Rates by Region

1. Purpose: Identifying potential Areas of Substantial Unemployment (ASUs) for PY 2019 allocations to states.
2. Background: This is a continuation of the Areas of Substantial Unemployment program. It is provided by the Labor Market Information Division of Iowa Workforce Development as part of the Local Area Unemployment Statistics (LAUS) program. It covers the time period from July 2017 through June 2018 and is similar to the report provided in November 2017.
3. Substance: Enclosed is a table of the average unemployment rates for Iowa's regions for the time period stated above. These data were developed as part of our process to identify potential Areas of Substantial Unemployment for PY2019 allocations to states. In order to be designated as an ASU, an area must have a current population of at least 10,000 and an average unemployment rate of at least 6.5 percent for the reference period.

The average unemployment rate for the state of Iowa for the reference period is 2.8 percent. Since the statewide rate does not qualify the state as a whole as an ASU, our department has submitted the necessary paperwork to designate seven areas within Iowa, all created with the addition method. These areas are: Cedar Rapids city containing 4 census tracts, Des Moines city containing 15 census tracts, Fort Dodge city containing 4 census tracts, Keokuk city containing 4 census tracts, Marshall County containing 5 census tracts, Sioux City city containing 7 census tracts, and Waterloo Cedar Falls cities containing 16 census tracts. Maps of these ASUs are enclosed.

4. Action: The data are for your information and may be provided to your Regional Workforce Investment Board.

5. Contact: Kris Henze at (515) 281-3890.



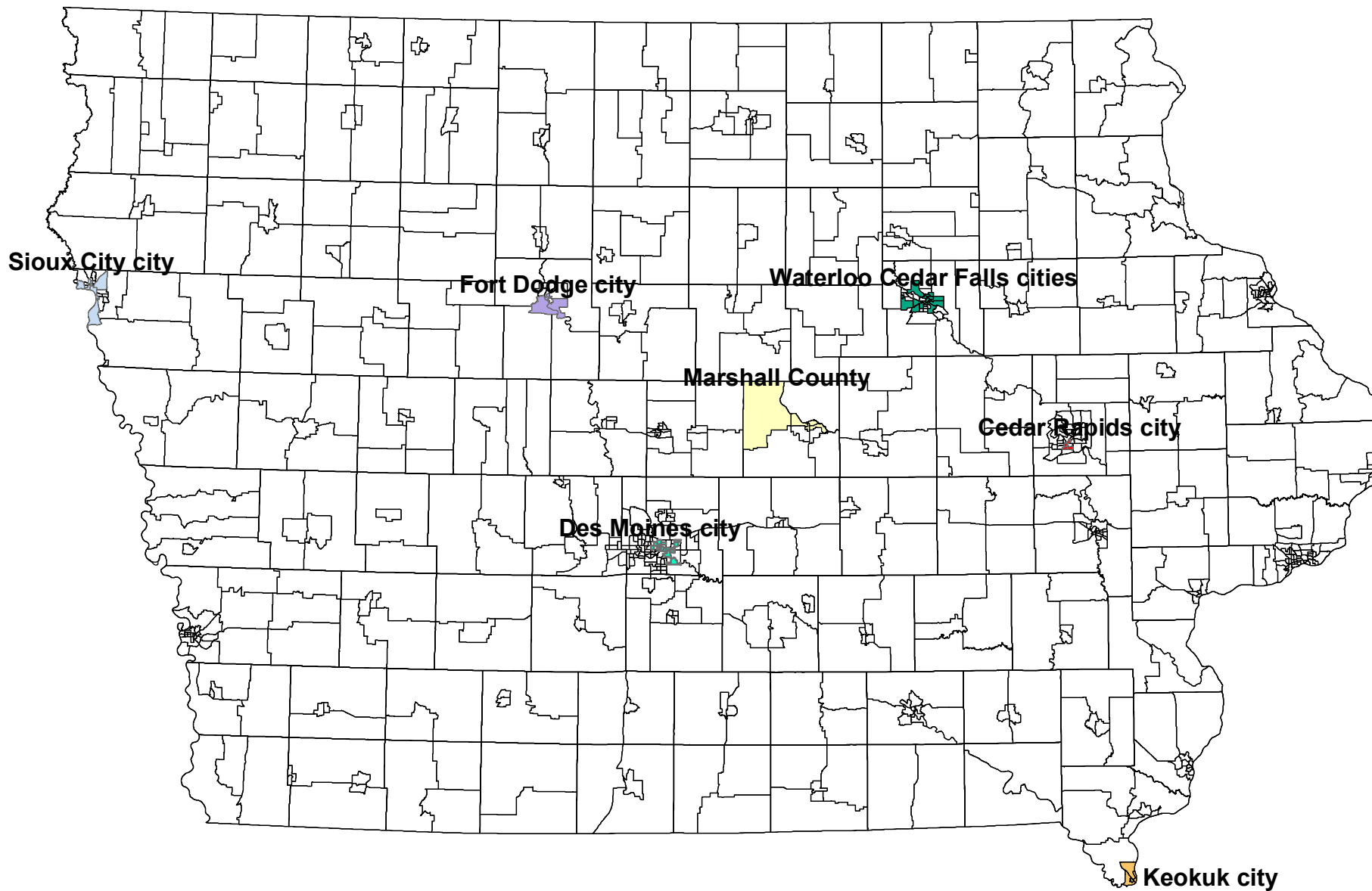
Beth Townsend, Director
Iowa Workforce Development

UNEMPLOYMENT RATES for WIOA REGIONS 1-16
July 2017-June 2018

REGION	RATE	REGION	RATE
1	2.9%	10	2.7%
2	2.7%	11	2.5%
3/4	2.5%	12	2.7%
5	3.1%	13	2.6%
6	3.5%	14	2.8%
7	3.1%	15	3.3%
8	2.8%	16	3.8%
9	3.3%		

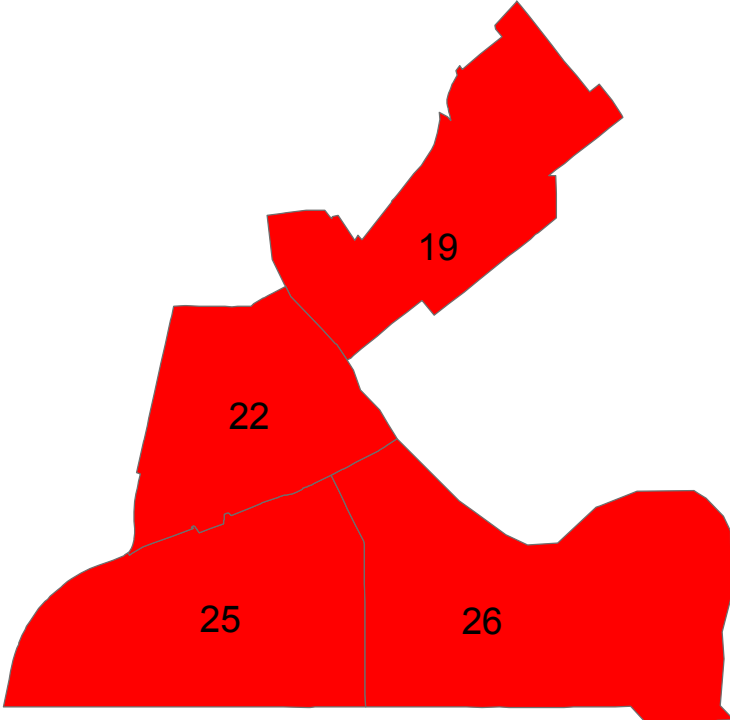
2018 Areas of Substantial Unemployment

July 2017 to June 2018



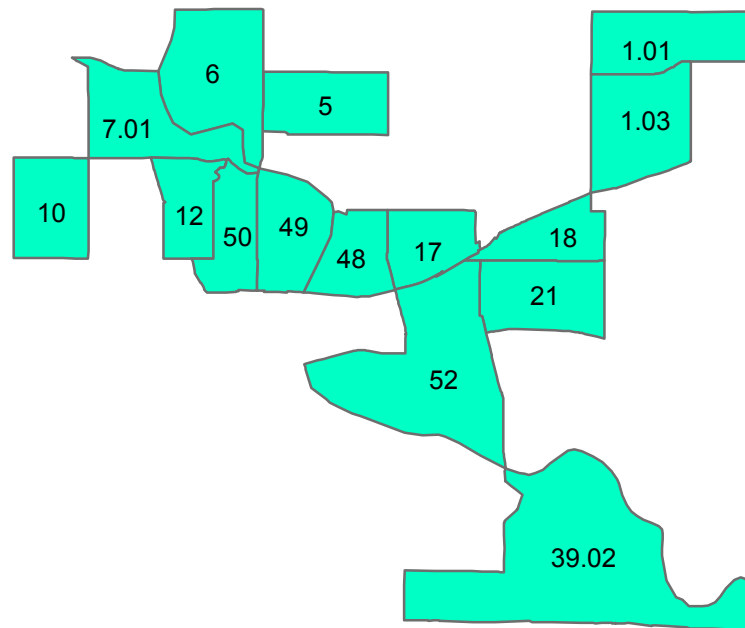
Source: Labor Market Information Division, Iowa Workforce Development

2018 Cedar Rapids City ASU



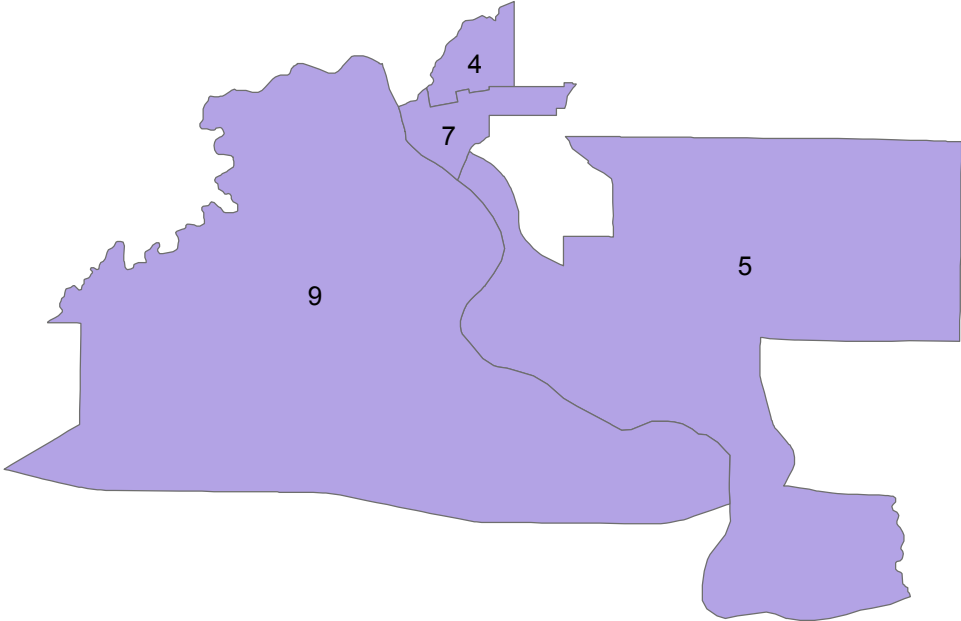
Source: Labor Market Information Division, Iowa Workforce Development

2018 Des Moines City ASU



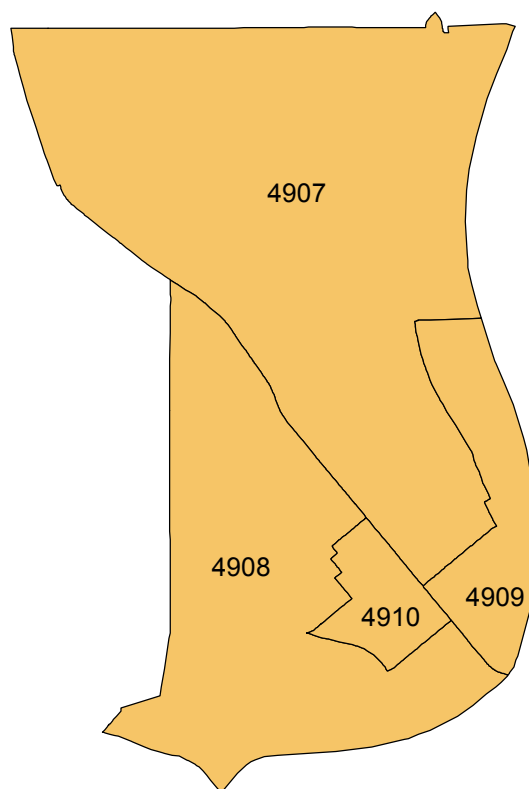
Source: Labor Market Information Division, Iowa Workforce Development

2018 Fort Dodge City ASU



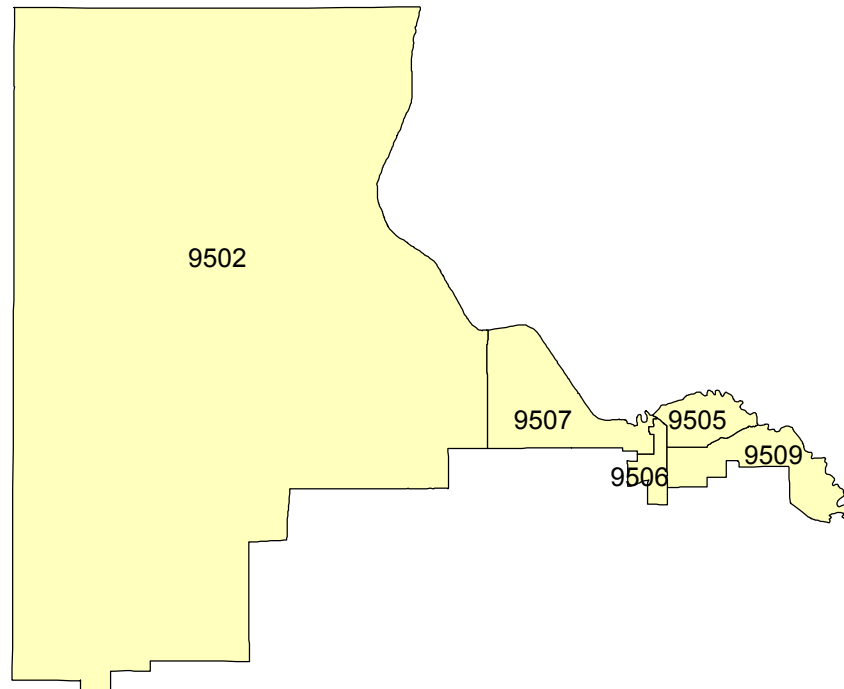
Source: Labor Market Information Division, Iowa Workforce Development

2018 Keokuk City ASU



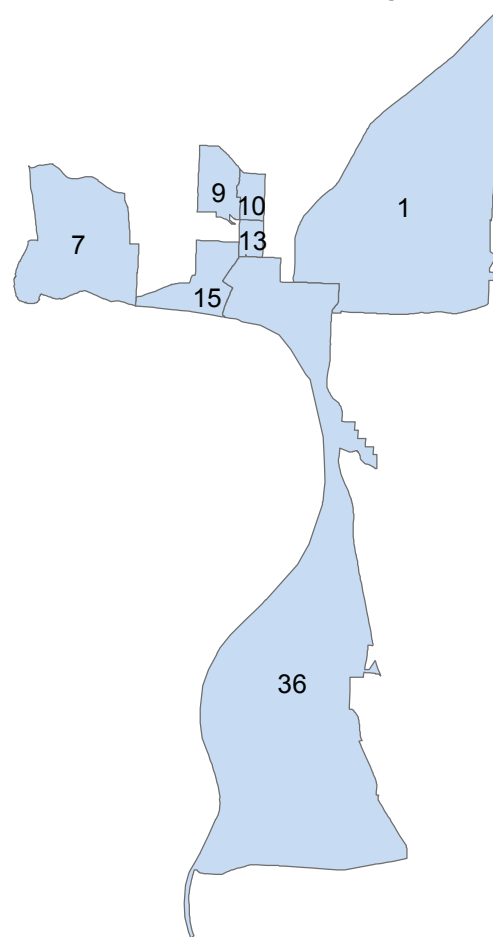
Source: Labor Market Information Division, Iowa Workforce Development

2018 Marshall County ASU



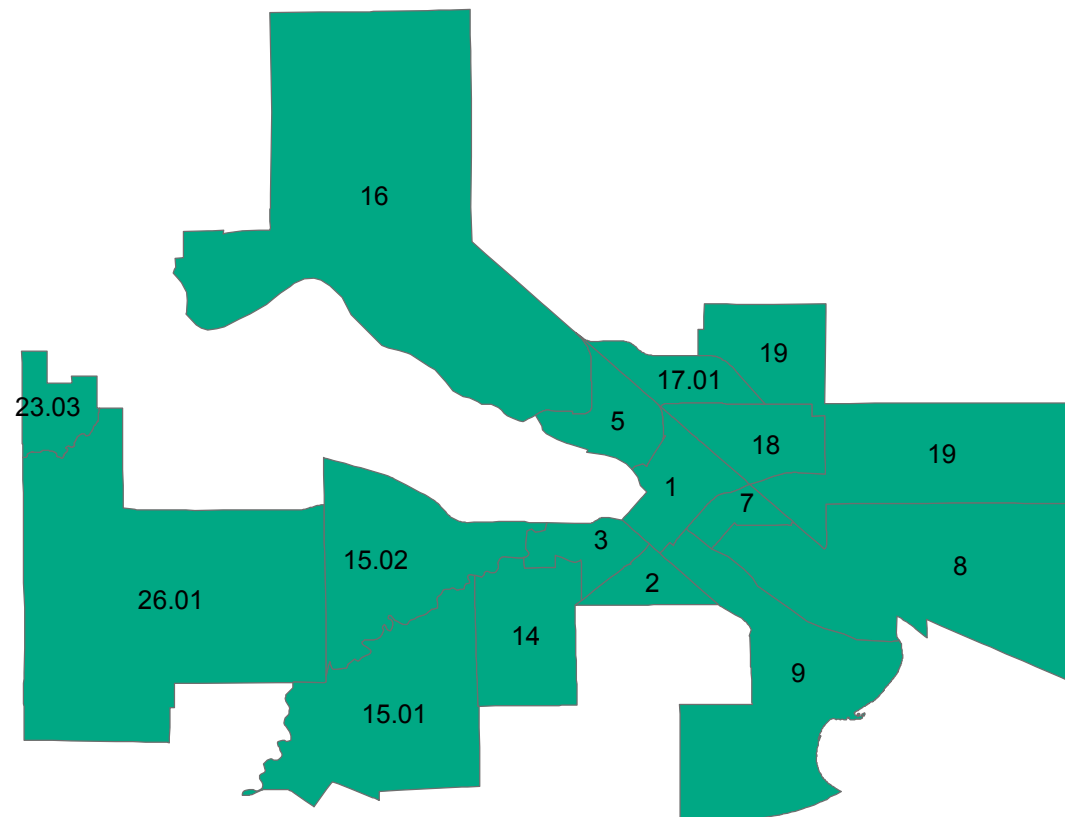
Source: Labor Market Information Division, Iowa Workforce Development

2018 Sioux City ASU



Source: Labor Market Information Division, Iowa Workforce Development

2018 Waterloo Cedar Falls Cities ASU



Source: Labor Market Information Division, Iowa Workforce Development